


Domestic and Non-Domestic Applications

Ecovector® High Level

Patent Applied For



A range of wall-mounted fan convectors that are ideal for the home, office and a wide variety of other non-domestic applications. Fitted unobtrusively above head height, Ecovector® HL makes maximum use of wall space with a safe, high-level heat source. Suitable for use on both existing boiler systems and those driven by renewable technology such as ground or air-source heat pumps. Using only 5% of the water content of an equivalent output radiator the Ecovector® high level fan convector is more energy efficient, more responsive and more effective than either under-floor heating or panel radiators. Will heat the room more quickly than other heat emitters thereby reducing the amount or time your boiler or heat pump is running. Low voltage model available for areas of high humidity such as bathrooms and swimming pools.



Independent tests* show that fan convectors are at least 24% more energy efficient than a panel radiator in heating up a room.

*Tests carried out by BSRIA (Building Services Research and Information Association) in August 2008

	Model	Room Size Guide* (m ³)	Heat Output Δt 60°C		Heat Output Δt 50°C		Heat Output Δt 20°C		Casing Colour	Fan-Only
			Low kW (Btu/h)	High kW (Btu/h)	Low kW (Btu/h)	High kW (Btu/h)	Low kW (Btu/h)	High kW (Btu/h)		
Hydronic	Ecovector® HL 1000	22	1.0 (3500)	1.4 (4700)	0.9 (3100)	1.1 (3800)	0.4 (1300)	0.5 (1800)	White	•
	Ecovector® HL 2300	51	2.3 (7800)	3.1 (10500)	1.9 (6400)	2.5 (8500)	0.9 (3000)	1.2 (4000)	White	•
	Ecovector® HL 2900	-	2.9 (10000)	4.2 (14500)	2.5 (8500)	3.5 (12000)	1.1 (3800)	1.6 (5500)	White	•
	Ecovector® HL 4000	-	4.0 (13500)	5.3 (18000)	3.3 (11300)	4.4 (15100)	1.5 (5100)	2.0 (6800)	White	•
Hydronic Low Voltage	Ecovector® HL 1000-12V	20	1.0 (3500)	1.4 (4700)	0.9 (3100)	1.1 (3800)	0.4 (1300)	0.5 (1800)	White	•

*Room sizes given in cubic metres for general guidance only based on normal heat output (Δt 60°C) for domestic applications only. Δt 60°C assumes a mean water temperature of 80°C and room temperature of 20°C. Δt 50°C assumes a mean water temperature of 70°C and room temperature of 20°C. Δt 20°C assumes a mean water temperature of 40°C and room temperature of 20°C. Hydronic outputs tested in accordance with BS 4856. Fan-only option operational only when central heating system is switched off.

	Model	Flow & Return Connections	Mains Cable	Transformer	Flexible Hoses	Isolating Valves	Fused Spur	Power Consumption		Water Capacity (Litres)
								Normal Watts	Boost Watts	
Hydronic	Ecovector® HL 1000	15mm	1.5m	n/a	n/a	n/a	3A	20	25	0.28
	Ecovector® HL 2300	15mm	1.5m	n/a	n/a	n/a	3A	20	32	0.32
	Ecovector® HL 2900	15mm	1.5m	n/a	n/a	n/a	3A	33	50	0.52
	Ecovector® HL 4000	22mm	1.5m	n/a	n/a	n/a	3A	40	60	1.04
Hydronic Low Voltage	Ecovector® HL 1000-12V	15mm	0.45m	•	n/a	n/a	3A	20	25	0.28

Finish

Front casing: zinc-coated steel.
Polyester powder-coated: textured white BS 4800 00A01 18% gloss.

Side panels: polymer eggshell white.

Installation

- Maximum installation height 2.1m (6'11") to underside
- No top or side clearance required
- Unit must be earthed (except model 1000-12V)
- Suitable for two-pipe central heating systems
- Patress box not supplied for transformer (model 1000-12V)

Commissioning

Check water is hot enough to activate the selectable low temperature cut-out thermostat. The inclusion of an automatic air vent at the highest point is recommended to avoid possible air locks.

Controls

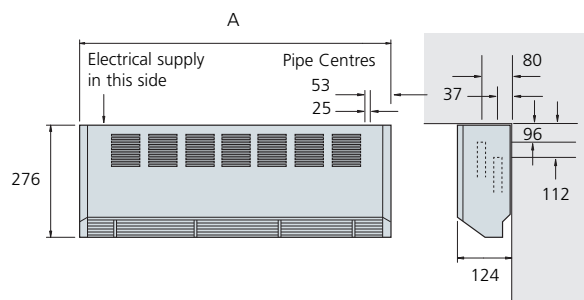
Two rocker switches - normal/off/boost, heating/fan-only.

Selectable low temperature cut out thermostat, set at 38°C for heating systems run from renewable technologies and 52°C for standard and condensing boiler heat generators.

Accessory

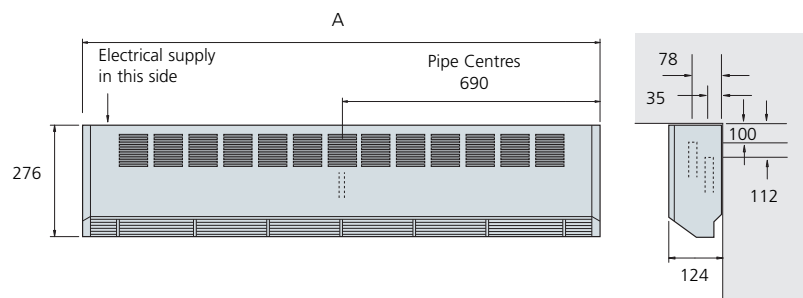
Wall-mounted room thermostat with on/off switch.

Ecovector® HL 1000, 1000-12V, 2300, 2900



Model	A
1000	470
1000-12V	470
2300	781
2900	1062
4000	1412

Ecovector® HL 4000



All dimensions in mm